



Diesel generator sets for the Ag Market



Features and Benefits

Robust product design and testing - The generator is designed to operate under extreme environmental conditions. The generator is tested and certified per the latest EPA and UL standards.

Heavy duty engine - Rugged 4-cycle industrial diesel delivers reliable power and fast response to load changes.

Alternator - Several alternator sizes offer selectable motor starting capability with low reactance 2/3 pitch windings, low waveform distortion with non-linear loads and fault clearing short-circuit capability.

Control system - Provides total generator set system integration including automatic remote starting/stopping, precise frequency and voltage regulation, alarm and status message display, output metering, auto-shutdown at fault detection and NFPA 110 Level 1 compliance.

Cooling system - Standard cooling package provides reliable running at up to 50 °C (122 °F) ambient temperature. Coolant heaters also come standard on generator sets for starting well below freezing.

Battle Short Mode – This mode will allow the generator to override certain faults that would normally shut the generator down.

Flexible exercise mode - The innovative, flexible exercise mode enables the generator to exercise at a time, frequency and duration that suits the customer's preference reducing unnecessary fuel consumption, emissions and noise.

Self-diagnostics and easy service - The generator is equipped with Cummins PowerCommand® electronic control to provide industry-leading self-diagnostic capabilities. In addition, critical components of the generator are designed to ensure service and preventive maintenance can be completed in a short period of time

Model	Model Number	Standby 60 Hz	
		kW	kVA
C60D6	A060A345	60	60
C80D6C	A061T469	80	80
C100D6C	A061T471	100	100
C125D6D	A060A344	125	125
C150D6D	A061T474	150	150
C175D6D	A061T476	175	175
C200D6D	A061T477	200	200

Our energy working for you.™

Generator set specifications

Model	C60 D6	C80 D6C	C100 D6C	C125 D6D	C150 D6D	C175 D6D	C200 D6D
Controller	PowerCommand 1.1						
Operating temp. range	-40° F to +122° F						
Circuit Breaker	250	400 *	600*	600 *	800 *	800 *	800 *
Governor reg. class	ISO 8528 Part 1 Class G3						
Voltage regulation, no load to full load	± 1.0%						
Random voltage variation	± 1.0%						
Frequency regulation	Isochronous						
Random freq. variation	± 0.5%						
Radio frequency emissions compliance	FCC code title 47 part 15 class A and B						

* - Indicates that circuit breaker is adjustable

Engine specifications

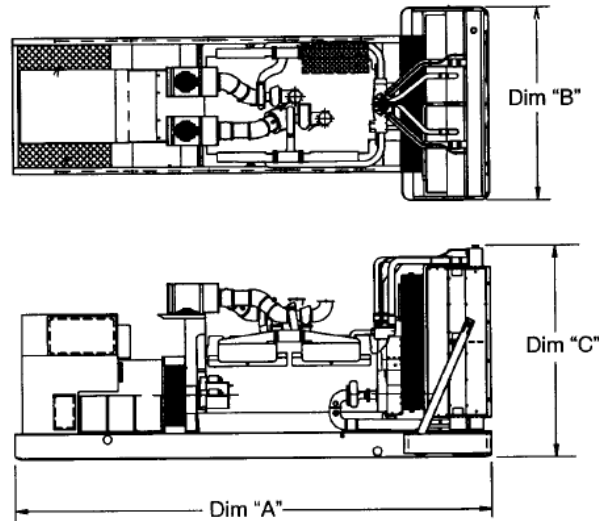
Model	C60 D6	C80 D6C	C100 D6C	C125 D6D	C150 D6D	C175 D6D	C200 D6D
Design	QSB3.3	QSB5		QSB7			
Displacement	3.26 L (199 in ³)	4.5 L (272 in ³)		6.69 L (408 in ³)			
Cylinder block	Cast iron, in-line						
Battery capacity (at ambient temperature of 0 °C (32 °F))	850 amps			2x 850 amps			
Battery charging alternator	50 amps	100 amps		100 amps			
Starting voltage	12-volt, negative ground			2x 12-volt, negative ground			
Lube oil filter type(s)	Spin-on with relief valve						
Standard cooling system	High ambient radiator						
Rated speed	1800 rpm						

Alternator specifications

Model	C60 D6	C80 D6C	C100 D6C	C125 D6D	C150 D6D	C175 D6D	C200 D6D
Design	Brushless, 4 pole, drip proof, revolving field						
Stator	2/3 pitch						
Rotor	Direct coupled, flexible disc						
Insulation system	Class H per NEMA MG1-1.65						
Standard temp. rise	120 °C (248 °F) Standby						
Exciter type	Torque match (shunt) with PMG as option						
Alternator cooling	Direct drive centrifugal blower						
AC waveform Total Harmonic Distortion (THDV)	< 5% no load to full linear load, < 3% for any single harmonic						
Telephone Influence Factor (TIF)	< 50 per NEMA MG1-22.43						
Telephone Harmonic Factor (THF)	< 3%						

Accessories

- Battery heater kit
- Engine oil heater
- Remote control displays
- Auxiliary output relays (2)
- Auxiliary configurable signal inputs (8) and relay outputs (8)
- Annunciator – RS485
- Audible alarm
- Enclosure Sound Level 1 & 2
- Battery charger – stand-alone, 12 V
- Circuit breakers
- Remote monitoring device – PowerCommand 500/550
- Base barrier – elevated generator sets
- Alternator heater



This outline drawing is for reference only. See respective model data sheet for specific model outline drawing number.

Do not use for installation design

Model	Dim "A" mm (in.)	Dim "B" mm (in.)	Dim "C" mm (in.)	Set weight* kg (lbs.)
C60 D6	2235 (88)	864 (34)	1118 (44)	771 (1700)
C80 D6C	2489 (98)	965 (38)	1321 (52)	1054 (2324)
C100 D6C				1106 (2439)
C125 D6D	2867 (113)	1016 (40)	1415 (56)	1173 (2586)
C150 D6D				1390 (3064)
C175 D6D				1442 (3179)
C200 D6D				1583 (3491)

* Weights above are average. Actual weight varies with product configuration.




For more information contact your local Cummins distributor or visit power.cummins.com

Our energy working for you.™



Codes and standards

Codes or standards compliance may not be available with all model configurations – consult factory for availability.

	<p>This generator set is designed in facilities certified to ISO 9001 and manufactured in facilities certified to ISO 9001 or ISO 9002.</p>		<p>The generator set is available Listed to UL 2200, Stationary Engine Generator Assemblies.</p>
	<p>The Prototype Test Support (PTS) program verifies the performance integrity of the generator set design. Cummins products bearing the PTS symbol meet the prototype test requirements of NFPA 110 for Level 1 systems.</p>	<p>U.S. EPA</p>	<p>Engine certified to U.S. EPA SI Stationary Emission Regulation 40 CFR, Part 60.</p>

Warning: Back feed to a utility system can cause electrocution and/or property damage. Do not connect to any building's electrical system except through an approved device or after building main switch is open.